

**FORTUNE SOCIETY FOR DEVELOPMENT & PROMOTION OF INTERNATIONAL BUSINESS (REGD.)**  
 G-4, COMMUNITY CENTRE, NARAINA VIHAR, NEW DELHI 110 028.  
 BALANCE SHEET AS AT 31ST MARCH 2022


PREVIOUS YEAR	LIABILITIES	AMOUNT	PREVIOUS YEAR	ASSETS	AMOUNT
	<b>CAPITAL FUNDS</b>			<b>FIXED ASSETS : SCHEDULE (A)</b>	
	MEMBERSHIP FEES	475,000	152,861,052	GROSS BLOCK (AT COST)	157,688,373
3,675,000	CORPUS FUND	3,200,000	39,879,900	LESS : USAGE OF FUNDS	39,879,900
			112,981,152		117,808,473
	<b>GENERAL RESERVE</b>		25,557,054	LESS : DEPRECIATION	91,414,023
16,380,259	OPENING BALANCE	16,380,258			26,394,450
	LESS: EXCESS OF INCOME OVER EXPENDITURE	1,139,581	20,851,176	<b>CURRENT ASSETS :</b>	
		17,519,840		<b>CASH &amp; BANK BALANCES : SCHEDULE (B)</b>	16,690,995
56,106	<b>Secured Loan</b>				
	CAR LOAN HDFC Bank	-		<b>LOANS AND ADVANCES</b>	
				(UNSECURED, CONSIDERED GOOD)	
50,000	<b>CURRENT LIABILITIES</b>		1,189,911	LOANS & ADVANCES	2,603,708
2,075,896	PROVISION FOR EXPENSES	50,000	354,095	TAX DEDUCTED AT SOURCE / RECOVERABLE	388,338
5,893,194	SUNDRY CREDITORS	2,005,080	831,884	SECURITY DEPOSITS	831,884
17,050,500	EXPS PAYABLE	8,283,958	976,153	PREPAID EXPENSES	1,467,895
7,161,000	ADV. TUITION FEES / OTHER FEES	12,351,733	2,548,000	TUITION FEE RECOVERABLE	1,581,000
	CAUTION MONEY	6,140,000	33,682	SUNDRY DEBTORS	67,340
					6,940,155
<b>52,341,954</b>	<b>TOTAL</b>	<b>50,025,611</b>	<b>52,341,954</b>	<b>TOTAL</b>	<b>50,025,611</b>

\* Significant Accounting Policies & Notes on Accounts as per Schedule "F".

**AUDITOR'S REPORT**

As per our report of even date for L.N.Malik & Co.

Chartered Accountants



(L.N. MALIK)  
PARTNER

M.No. 10423

Place : New Delhi

Dated : 28-09-2022

FRN : 015992N

UDN1, 22010423ANWPCV6072

*(Signature)*  
V.K. SHRIVASTAVA  
President

*(Signature)*  
(RADHIKA SHRIVASTAVA)  
Executive Director

**SCHEDULE - A**  
**FORTUNE SOCIETY FOR DEVELOPMENT & PROMOTION OF INTERNATIONAL BUSINESS (REGD.)**  
**G-4, COMMUNITY CENTRE, NARAINA VIHAR, NEW DELHI 110 028.**

**SCHEDULE OF FIXED ASSETS FOR THE YEAR ENDING 31ST MARCH 2022**

S.No.	Particulars	Rate of Dep.	Cost as on 01.04.2021	Additions		Deletion During the Year	Total Additions for the period 01.04.20 to 31.03.22	Cost as on 31.03.2021	Infrastructure / Building Fund Utilized upto 31.03.2009	Gross Total as on 31.03.21 after adjusting Fund	DEPRECIATION		Net Block		
				Before Sept. 2021	After Sept. 2021						During the Year	as on 31.03.22	As on 31.03.2022	As on 31.03.2021	
1	Land (Lease Hold)	0%	10,460,519	-	-	-	-	10,460,519	-	10,460,519	-	-	-	-	-
2	Building	0%	4,968,834	-	-	-	-	4,968,834	3,147,483	1,821,351	-	1,821,351	-	-	-
3	New Campus	10%	68,170,483	183,440	1,380,736	1,564,176	1,564,176	69,734,659	23,965,609	45,769,050	1,519,430	31,403,810	14,365,240	14,320,494	
4	Air Conditioners	15%	4,128,086	66,691	790,400	857,091	857,091	4,985,177	4,985,177	3,238,868	202,467	3,441,555	1,543,642	889,218	
5	Computers	40%	24,476,680	99,824	34,016	123,842	123,842	24,600,522	830,708	25,110,113	299,878	23,369,991	401,823	557,859	
6	Laptops	40%	6,968,800	835,886	-	835,886	835,886	7,804,716	-	6,834,533	388,073	7,222,606	982,110	194,297	
7	Vehicles	15%	2,260,142	-	-	-	-	2,260,142	-	2,260,142	55,313	1,946,702	313,440	368,753	
8	Fan & Coolers	15%	949,897	6,473	-	6,473	6,473	956,370	-	956,370	19,747	844,470	111,900	125,174	
9	Furniture & Fixture	10%	12,198,288	170,183	51,130	221,313	221,313	12,419,601	1,381,877	11,038,024	472,145	6,763,146	4,274,878	4,525,710	
10	Library Books	40%	6,428,129	-	304,607	304,607	304,607	6,732,736	-	6,732,736	249,889	6,205,588	527,138	472,420	
11	Generator Set	15%	2,095,102	-	-	-	-	2,095,102	-	2,095,102	24,716	1,995,043	140,059	164,775	
12	Lift	15%	949,080	-	-	-	-	949,080	-	949,080	866,174	12,436	876,610	70,470	82,906
13	Machinery	15%	1,854,052	-	19,800	19,800	19,800	1,873,862	-	1,873,862	1,045,010	122,843	1,167,553	706,010	809,053
14	Office Equipments	15%	4,804,769	227,086	55,874	282,960	282,960	5,087,729	94,004	4,993,725	376,495	2,832,323	2,161,402	2,254,937	
15	Refrigerators	15%	141,774	-	-	-	-	141,774	-	141,774	124,637	2,572	127,199	14,575	17,147
16	Television sets	15%	554,718	23,802	23,802	23,802	23,802	578,520	-	578,520	388,166	31,268	389,434	189,086	196,552
17	Hostel Equipments/ Software	40%	125,447	-	125,447	125,447	125,447	125,447	-	125,447	-	-	125,447	-	-
		25%	1,324,212	116,722	470,649	587,371	587,371	1,911,583	-	1,911,583	666,454	252,452	918,906	992,677	657,758
	Furniture & Fixture														
	<b>GRAND TOTAL</b>		<b>152,861,052</b>	<b>1,706,305</b>	<b>3,121,015</b>	<b>4,827,320</b>	<b>4,827,320</b>	<b>157,688,373</b>	<b>39,879,900</b>	<b>117,808,473</b>	<b>87,424,099</b>	<b>3,989,924</b>	<b>91,414,023</b>	<b>26,394,450</b>	<b>25,537,054</b>


\* Significant Accounting Policies & Notes on Accounts as per Schedule 'F'.

**AUDITOR'S REPORT**

As per our report of even date

for L.N.Malik & Co.

Chartered Accountants



(L.N.MALIK)

PARTNER

M.No. 10423

Place : New Delhi

Dated : 28.09.2022

FRN : 015992 N

UDIN : 22010423AWGPCV6072

*(Signature)*

(V.K. SHRIVASTAVA)

President

*(Signature)*

(RADHIKA SHRIVASTAVA)

Executive Director

**FORTUNE SOCIETY FOR DEVELOPMENT & PROMOTION OF INTERNATIONAL BUSINESS (REGD.)**  
**G-4, COMMUNITY CENTRE, NARAINA VIHAR, NEW DELHI 110 028.**

**STATEMENT OF INCOME & EXPENDITURE FOR THE PERIOD FROM 01-04-2021 TO 31-03-2022**

PREVIOUS YEAR		EXPENDITURE		PREVIOUS YEAR		RECEIPTS		AMOUNT	
52,070,356	SALARIES & AMENITIES (SCHEDULE D)	56,016,671	79,721,069	TUTION FEE	69,447,779				
10,764,669	OFFICE & ADMIN. EXPS.(SCHEDULE E)	15,003,774	186,077	OTHER INCOME	150,958				
2,978,013	ADVERTISEMENT & PUBLICITY	4,431,737	9,19,375	MISC. RECEIPTS	1,006,753				
210,171	TOUR & TRAVELLING	157,019	77,581	INTEREST	100,640				
535,583	EXAMINATION FEE	374,603	2,406,250	DEVELOPMENT FEE/GLOBAL MANAGEMENT FORUM	2,126,000				
204,210	MEMBERSHIP FEE	523,331	11,492,250	COURSE MATERIAL / TEXT & READING MATERIAL	10,680,000				
705,137	ACCREDITATION/AICTE /AIU EXPENSES	1,197,687	358,196	RECEIPTS FROM SEMINAR & CONFERENCES	810,733				
632,928	RATES AND TAXES	632,929	1,869,250	ALUMINI ASSOCIATION FEE	1,649,500				
77,801	COURSE MATERIAL	508,272	4,543,250	STUDENT WELFARE FEE	3,991,000				
6,754,496	STUDENT WELFARE EXPENSES	2,094,564	4,008,750	COMPUTER FEE / IT INFRASTRUCTURE	4,136,100				
263,225	FINANCIAL EXPENSES	65,849	3,474,250	EXAMINATION FEE	4,009,250				
10,164,711	PROFESSIONAL CHARGES	11,082,549	50,000	VOLUNTARY CONTRIBUTION					
196,566	SEMINAR & CONFERENCE EXPENSES	855,223							
50,000	WELFARE EXPENSES	3,689,924							
3,811,325	DEPRECIATION								
35000	AUDITOR'S REMUNERATION								
	AUDIT FEES	35,000							
	OTHER SERVICES								
19,650,107	AMOUNT TRANSFERRED TO I & E APPROPRIATION A/C	1,139,581							
<b>109,106,298</b>	<b>TOTAL</b>	<b>98,108,713</b>	<b>109,106,298</b>	<b>TOTAL</b>	<b>98,108,713</b>				


\* Significant Accounting Policies & Notes on Accounts as per Schedule "F".

**AUDITOR'S REPORT**

As per our report of even date

for L.N.Malik & Co.

Chartered Accountants



(L.N. MALIK)  
 PARTNER  
 M.No. 10423  
 Place: New Delhi  
 Dated: 28.09.2022  
 FRN: 015992 N

UDIN: 22010423AWGPCV6072

*(Signature)*

(V.K. SHRIVASTAVA)  
 President

*(Signature)*  
 (RADHIKA SHRIVASTAVA)  
 Executive Director